

June 19, 2018

Dear Incoming 2<sup>nd</sup> Grade Parents and Students,

Over the summer months, it is expected that your child will complete a few summer activities that will help prepare them for second grade. Each child is expected to read **3** books over the summer and complete one book report for each book. Attached, you will find a suggested reading list and math worksheets. *Please know that this is just a suggested list and your child may choose grade appropriate books that are not on the list.*

In addition, your child is required to participate in Mathletics. Please see the attached letter for instructions.

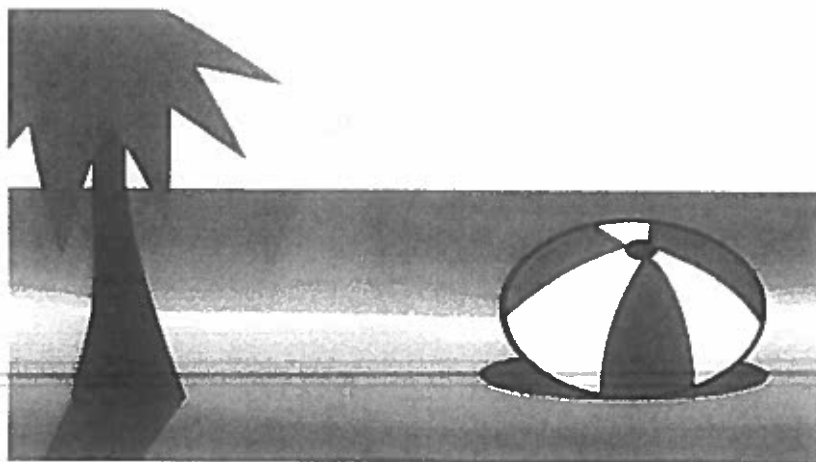
You will also find a list of school supplies that they will need for September.

*Please send \$6.50 in an envelope on the first day of school for an assignment pad.*

I hope that you all have a safe and healthy summer. I look forward to seeing you in September!

Sincerely,

Mrs. Penn



## 2<sup>nd</sup> Grade Supply List

5 marble wide ruled composition notebooks

5 pocket folders

4 sharpened pencils at all times

1 ruler (inches/centimeters)

1 pair of scissors

1 glue stick and one white glue

1 box of 36 crayons (no more)

1 zippered pencil case

1 box of markers

1 jumbo eraser

3 boxes of tissues

1 pack of wide ruled loose leaf


1 pack of white copy paper

1 container of Clorox wipes

5 Jumbo Book Sox's

1 pair of headphones

\* Please have **contact paper** available at home for all workbooks!!



## The White Plains Public Library

QuickSearch the Library Catalog

Keywords

### Books for 2nd graders

(The following books are located in the Picture Book section of the Children's Room)

Alexander, Lloyd	<i>The Fortune-Tellers</i>
Allard, Harry	<i>Miss Nelson is Missing (series)</i>
Calmenson, Stephanie	<i>The Principal's New Clothes</i>
Gauch, Patricia	<i>Tanya and Emily in a Dance for Two (series)</i>
Gibbons, Gail	<i>The Seasons of Arnold's Apple Tree</i>
Hoffman, Mary	<i>Amazing Grace (and sequel)</i>
Komaiko, Leah	<i>I Like the Music</i>
McCully, Emily	<i>Mirette on the High Wire (and sequel)</i>
Meddaugh, Susan	<i>Martha Calling (series)</i>
Munro, Roxie	<i>Inside-Outside Book of New York (series)</i>
Pulver, Robin	<i>Mrs. Toggle and the Dinosaur (series)</i>
Steig, William	<i>Dr. DeSoto Goes to Africa (sequel)</i>
Viorst, Judith	<i>Alexander and the Terrible, Horrible, No Good Very Bad Day</i>
Waber, Bernard	<i>Lyle, Lyle Crocodile (series)</i>
Walter, Mildred	<i>Two and Too Much</i>
Wing, Natasha	<i>Jalapeno Bagels</i>

(The following books are located in the Easy Reader section of the Children's Room)

Adler, David	Young Cam Jansen
Brown, Laurene	Rex and Lilly
Byars, Betsy	Hooray for the Golly Sisters
Cosby, Bill	The Meanest Thing to Say
Hoban, Russell	Arthur's Prize Reader



## Mathletics Summer Certificate Program

Dear Student,

You have been assigned to use Mathletics over the summer to practice all of the skills you have learned this year and to get ready for the beginning of next school year. You have 24/7 access to Mathletics through your unique username and password which is attached to this page below.

Over the summer months you are responsible for earning **3** Mathletics Certificates.

You can earn a certificate on a desktop computer, laptop computer, or any of our supported tablets including iPads by downloading the Mathletics Student App.


- How do I earn a Mathletics Certificate?

You receive *one certificate maximum* when you earn 1000+ points per week (Sunday to Sunday!)

- What should I work on in my Student Console to earn points?

You can earn points by practicing:


### Curriculum Activities



OR

\*Remember that curriculum activities are worth more points than Live Mathletics and can be done up to three times for additional points!

### Live Mathletics



- How can I find out how many points I've earned this week? Take a look at your "Weekly Points" on the left side of your screen to keep track! You'll see an award appear when you've earned more than 1,000 points that week- Remember to earn all of your points before Sunday!

- What should I do when I have met my summer certificate goal? Click "MY AWARDS" under your Weekly Points. Print all of the certificates you have earned throughout the summer and bring them to school on the first day to celebrate your hard work!



**IMPORTANT!** Only one certificate can be earned each week, so be sure not to procrastinate-- you can't earn all of the assigned certificates during the last week of summer!


Have a Great Summer!

The Mathletics Team  
3P Learning USA

ATTACH YOUR LOGIN  
CARD HERE!

Name \_\_\_\_\_

# Story Map



Setting

Characters

Beginning

Middle

End

Name: \_\_\_\_\_

# Book Report—Fiction

Title of Book: \_\_\_\_\_

Author: \_\_\_\_\_

\*Remember to answer the questions in complete sentences.\*

Who are the characters in the story?

---

---

---

What is the setting of the story?

---

---

Write four complete sentences (a summary) telling about the story.

---

---

---

---

---

---

---

My favorite part of the story was when

---

---

---

Name: \_\_\_\_\_

## Book Report—Nonfiction

Title of Book: \_\_\_\_\_

Author: \_\_\_\_\_

Three facts I learned while I was reading:

1.

2.

3.

Two questions that I have for the author:

1.

2.

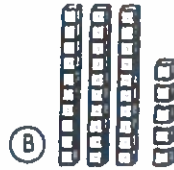

One thing that I thought was the most interesting:

1.

1 Write the missing numbers.

21, \_\_\_\_\_, 23, 24, 25, \_\_\_\_\_, 27

2 Which set shows 53?



4 Draw a line from the coin to its matching value.



• .0¢



• 1¢



• 5¢

3  $8 + 5 =$  \_\_\_\_\_

$10 + 9 =$  \_\_\_\_\_

$13 + 4 =$  \_\_\_\_\_

$6 + 3 =$  \_\_\_\_\_

5 If today is Wednesday, what day was it yesterday?

(A) Tuesday

(B) Thursday

6 Circle all the pictures that begin with *p*.



8 Mark the sight word that completes the sentence.

The \_\_\_ clouds are high in the sky.

(A) funny

(B) white

(C) like

7 Mark the word that has the same beginning sound as *mouse*.

(A) make

(B) sand

(C) nose

9 Mark the set of words that are in ABC order.

(A) bell, farm, water, table

(B) farm, table, water, bell

(C) bell, farm, table, water

10 Rewrite the sentence with correct capitalization, spelling, and punctuation.  
it is time for shcool


---



---



# Busy Beavers



Subtract.

**A.**

7	5	6	8	9
<u>-1</u>	<u>-2</u>	<u>-3</u>	<u>-2</u>	<u>-0</u>
6				

**B.**

8	9	10	6	7	9	5	3
<u>-4</u>	<u>-2</u>	<u>-4</u>	<u>-5</u>	<u>-3</u>	<u>-5</u>	<u>-1</u>	<u>-2</u>

**C.**

10	6	9	10	8	7	9	4
<u>-3</u>	<u>-4</u>	<u>-3</u>	<u>-2</u>	<u>-1</u>	<u>-2</u>	<u>-5</u>	<u>-0</u>

**D.**

5	7	8	10	4	5	2	4
<u>-4</u>	<u>-5</u>	<u>-6</u>	<u>-8</u>	<u>-1</u>	<u>-3</u>	<u>-2</u>	<u>-2</u>

**E.**  $10 - 5 = \underline{\quad}$        $9 - 1 = \underline{\quad}$        $8 - 3 = \underline{\quad}$

**F.**  $9 - 4 = \underline{\quad}$        $10 - 6 = \underline{\quad}$        $7 - 4 = \underline{\quad}$

**G.**  $10 - 1 = \underline{\quad}$        $8 - 5 = \underline{\quad}$        $10 - 0 = \underline{\quad}$

**H.**  $9 - 6 = \underline{\quad}$        $6 - 1 = \underline{\quad}$        $10 - 7 = \underline{\quad}$

**I.**  $6 - 2 = \underline{\quad}$        $8 - 0 = \underline{\quad}$        $8 - 7 = \underline{\quad}$

# One Step at a Time

Add.

A.      $\begin{array}{r} 7 \\ +2 \\ \hline \end{array}$       $\begin{array}{r} 5 \\ +1 \\ \hline \end{array}$       $\begin{array}{r} 6 \\ +3 \\ \hline \end{array}$       $\begin{array}{r} 3 \\ +2 \\ \hline \end{array}$       $\begin{array}{r} 4 \\ +1 \\ \hline \end{array}$

B.      $\begin{array}{r} 2 \\ +3 \\ \hline \end{array}$       $\begin{array}{r} 7 \\ +1 \\ \hline \end{array}$       $\begin{array}{r} 2 \\ +8 \\ \hline \end{array}$       $\begin{array}{r} 7 \\ +0 \\ \hline \end{array}$       $\begin{array}{r} 9 \\ +1 \\ \hline \end{array}$

C.      $\begin{array}{r} 6 \\ +2 \\ \hline \end{array}$       $\begin{array}{r} 8 \\ +0 \\ \hline \end{array}$       $\begin{array}{r} 5 \\ +2 \\ \hline \end{array}$       $\begin{array}{r} 6 \\ +1 \\ \hline \end{array}$       $\begin{array}{r} 10 \\ +0 \\ \hline \end{array}$       $\begin{array}{r} 2 \\ +4 \\ \hline \end{array}$       $\begin{array}{r} 1 \\ +6 \\ \hline \end{array}$       $\begin{array}{r} \\ + \\ \hline \end{array}$

D.      $\begin{array}{r} 7 \\ +3 \\ \hline \end{array}$       $\begin{array}{r} 6 \\ +4 \\ \hline \end{array}$       $\begin{array}{r} 2 \\ +6 \\ \hline \end{array}$       $\begin{array}{r} 4 \\ +2 \\ \hline \end{array}$       $\begin{array}{r} 3 \\ +3 \\ \hline \end{array}$       $\begin{array}{r} 1 \\ +8 \\ \hline \end{array}$       $\begin{array}{r} 5 \\ +5 \\ \hline \end{array}$       $\begin{array}{r} \\ + \\ \hline \end{array}$

E.      $\begin{array}{r} 3 \\ +6 \\ \hline \end{array}$       $\begin{array}{r} 5 \\ +4 \\ \hline \end{array}$       $\begin{array}{r} 4 \\ +3 \\ \hline \end{array}$       $\begin{array}{r} 8 \\ +1 \\ \hline \end{array}$       $\begin{array}{r} 3 \\ +7 \\ \hline \end{array}$       $\begin{array}{r} 2 \\ +7 \\ \hline \end{array}$       $\begin{array}{r} 4 \\ +4 \\ \hline \end{array}$       $\begin{array}{r} \\ + \\ \hline \end{array}$

F.      $\begin{array}{r} 3 \\ +1 \\ \hline \end{array}$       $\begin{array}{r} 8 \\ +2 \\ \hline \end{array}$       $\begin{array}{r} 9 \\ +0 \\ \hline \end{array}$       $\begin{array}{r} 2 \\ +5 \\ \hline \end{array}$       $\begin{array}{r} 1 \\ +9 \\ \hline \end{array}$       $\begin{array}{r} 4 \\ +6 \\ \hline \end{array}$       $\begin{array}{r} 3 \\ +5 \\ \hline \end{array}$       $\begin{array}{r} \\ + \\ \hline \end{array}$



Name: \_\_\_\_\_

# Add: Color by Number



8



10



12



14



16



18

6 + 6 =

8 + 8 =

4 + 4 =


7 + 7 =

5 + 5 =

9 + 9 =

6 + 6 =

name: \_\_\_\_\_

<b>R</b>	<b>e</b>	<b>a</b>	<b>D</b>	<b>O</b>
Read a poem to mom or dad.	Listen to mom or dad read a story.	Go to the library with mom or dad and pick out books to read at home.	Read a story and tell mom or dad about the main characters.	Turn out the lights and read a story by flashlight.
Listen to mom or dad tell a story about something they remember about school.	Read a story with mom or dad. Make a connection to a character in the story.	Read a story. Tell mom or dad about the setting.	Select a book. You read a page and mom or dad reads a page. Take turns throughout the book.	Read two pages in a book to mom or dad with great expression!
You read a story. Think of 2 words to describe the story.	Listen to mom or dad make a prediction about a story you are reading.		Read a story together. Decide on a new title for the story.	Read a book with mom or dad. Each tells what they like about the book.
Read a non-fiction story together. Share 2 facts that you learned.	Make up a story when you are riding in the car with mom or dad.	Read a story together. Have mom or dad think of 2 words to describe the story.	Have mom or dad read a newspaper article to you. You tell about the article in your own words.	Read a story by yourself.
Tell mom and dad a prediction about a story before you start to read.	Read a story and tell mom or dad about the main characters.	Read a story. Talk with mom or dad about the illustrations.	Help mom or dad write a grocery list.	Listen to mom or dad tell about something that happened to them. You retell the story in your own words.