

Our Lady of Mt. Carmel *Pre-K 3 Program*



**A place that's
just like home!**

59 East Main Street
Elmsford, NY 10523

914-592-7575

www.olmcelmsford.com

www.facebook.com/OLMC.Elmsford/

Mission Statement

**A place to learn and grow
spiritually, intellectually, and
socially, with an appreciation
of one's own self worth in a
Catholic setting.**

**Rev. Robert Norris
Pastor**

**Sr. M. Stephen Healey, RDC
Principal**

Our program Provides:

An awareness of God, our Creator

Learning that fosters exploration and inquiry.

Meaningful and relevant learning experiences that include:

- * manipulation of different materials**
- * dramatic play**
- * large muscle activities**
- * cooking**
- * participation in simple games**
- * exposure to literature, math, music, science and nature**



Acquisition of basic skills

Creative activities that develop a child's imagination

Active hands-on-learning

Interactive teaching and cooperative learning

Thematic activities

Social interaction

Indoor and outdoor play, which provides opportunities for exploration, experimentation and manipulation


Tuition

Please see the Financial Policy Form in your application packet
or


visit our website:

<http://www.olmcelsford.com/admissions/tuition-fees/>




Art Here are the raw materials for creativity - colored paper, crayons, markers, tape, paste, and safe scissors, which are set out on shelves and tables. Children may be engaged in a variety of activities, such as: tracing outlines of leaves, cutting out shapes and pasting them in patterns on colored paper, painting at an easel, or making something with play-dough. Art projects may be done either independently or simultaneously as a class activity. Children are developing small muscle control and hand/eye coordination, as well as creativity.



Blocks Blocks of different sizes and shapes are arranged on shelves along with small cars and an assortment of “little people” to encourage children to build replicas of their world, or creations of their imaginations as they practice symbolic representation. They are developing an understanding of the relationships between size and shape, and the basic math concepts of geometry and numbers.



Dramatic Play: Children experiment with different roles as they explore the familiar and the unknown through pretend play. The area is filled with dress-up clothes and props to encourage imagination.



Literacy



Here, the children explore the world of books and feel safe and secure as they are introduced to reading. Brightly illustrated children's books are displayed on low shelves. Children can curl up on a rug with books they have selected, or lounge against assorted pillows. Children with headsets can listen to recorded stories, following the pictures in their books.

Manipulative Play In this area of the classroom children may be carefully stringing beads into colorful patterns, building a complex structure out of Legos, or putting the pieces of a puzzle together. It is here that children develop fine motor skills by using their fingers and hands in creative ways. They also learn eye/hand coordination.



Rug This is where the entire class gathers for Circle Time to listen as the teacher reads a story or explains an upcoming project. Children often begin and end the day on the rug area.

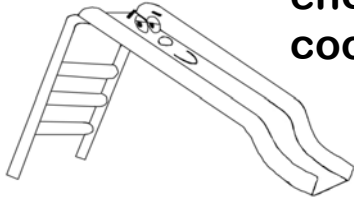


Science



The teacher puts out interesting objects from nature, such as leaves, rocks, and seashells, for children to examine with a magnifying glass, plus paper and markers to draw them.

Playground Outside, we have an age appropriate playground, separate from the playground for our older children. It is a private small yard with structures for climbing and playing various games that encourage large muscle control and coordination.



Hopefully, all these learning centers and interest areas will enable your child to gain the right mix of pre-readiness skills listed below:

**Enthusiasm Toward Learning
Solid Oral-Language Skills
The Ability to Listen
The Desire to be Independent
The Ability to Play Well with Others
Strong Fine-Motor Skills
Basic Letter and Number Recognition**

The acquisition of all these skills will prime your children to be successful in school.

**Our highly qualified and dedicated staff here at
Mt. Carmel's Pre-K 3 Program
is eager to make this transition
as easy as A, B, C.**

Accreditation

Mt. Carmel School, an integral part of Our Lady of Mount Carmel Parish, is a Catholic institution which adheres to the mandates of the New York State Department of Education, and to those of the Archdiocese of New York.

Non-Discrimination Policy

Our Lady of Mt. Carmel School admits students of any sex, race, color, nationality, and ethnic origin to all the rights, privileges, programs and activities generally accorded or made available to students at the school. It does not discriminate on the basis of sex, race, color, nationality, or ethnic origin in administration of its educational policies, athletic or other school administered programs.

Admissions

The New York State Education Department policy:

*** Children admitted to an Early Childhood Program for 3's must be three years old by December 31st of the year they enter school.**

*** Children admitted to an Early Childhood Program for 4's must be four years old by December 31st of the year they enter school**

To register a child for our Pre-K 3 Program, the following documents are required:

Birth Certificate (original, we will copy)

Baptismal Certificate (if applicable)

Record of Immunization

Health and Dental Records

Hours

Pre-K 3 students follow the same schedule as the rest of our students. We hold classes 5 full days a week.

8:00 a.m. - 2:40 p.m.
Lunch Break & Recess 11:15 a.m.
Half-day dismissal is at 12:00 noon

Snack Time

Snack is an important part of a Pre-School student's day. It is the parents' responsibility to provide a healthy snack for their child each day. This is a *Nut-Free Classroom*. Snacks will not be allowed if they contain nuts, nut oils or butters, or were manufactured in a facility with peanuts and/or tree nuts. There are children with extreme allergies and for this reason, we ask that you adhere to our strict "No Nut Policy" for the safety of everyone. Remember, this is a snack and not a meal.

Parents must also supply their child with a beverage, such as water or juice, in a plastic or "box" container. Please, no glass!


Lunch

Students will have lunch at 11:15 a.m. each day. Parents should pack a nutritionally balanced lunch for their child which includes a sandwich, snack & beverage. Please remember: **NO NUT PRODUCTS!**



Food Allergies

If your child has extreme allergies, please make sure that your child arrives at school with appropriate snacks, properly labeled with your child's name.



Parents' Guild

Educating children is a team effort and the participation & support of parents is critical to a school's success. We encourage our parents to become actively involved with the Parents' Guild, joining in the events and activities that are planned for children and their families at OLMC.

Parent volunteers are a very special resource. We'd appreciate your help and your child would love to see you lending a hand. Please contact the Principal if you have time or skills you can donate to make our "second home" a better place for students to learn and grow.



*Our Lady of Mount Carmel
Pre-K 3 Program
provides a safe, loving,
nurturing Christian
environment that fosters a love
of learning, curiosity, attention
and self-direction. We hope to
create a spirit of joyfulness in
the learning process in order to
encourage, support and
motivate each child to realize
their full potential.*

*We welcome all residents of
Elmsford and its surrounding
towns and villages to visit our
learning community here at
OLMC.*